



FEATURES:

Rugged all-metal powder coated enclosure

Surface mount

½" – ¾" top, bottom and back concentric knockouts

Several operator types to choose from
1-6 contact block capacity

Enclosure is NEMA 1 rated: provides a degree of protection against ingress of solid foreign objects (falling dirt)



* Field replaceable spare parts are available for hammer, and disc lenses.

Standard extended head momentary Operator is held in a depressed position by a disc. When the disc is broken with the hammer, button returns to a normal extended position.

OPTIONS:



Station w Illuminated LED Operator



Station w Alarm (Audible and Visual)




Optional Flush Mount Model



Station Enclosure

Height: 5"
 Width: 5"
 Depth: 4"



Glow in the Dark Legends:

- EMERGENCY BOILER SHUT-DOWN
- EMERGENCY CHILLER STOP
- EMERGENCY ELECTRICAL DISCONNECT
- EXHAUST FAN
- EXHAUST FAN START
- EMERGENCY FUEL SHUT-OFF
- EMERGENCY GAS SHUT-OFF
- EMERGENCY GENERATOR STOP
- EMERGENCY HVAC SHUT-DOWN
- EMERGENCY POWER OFF
- REFRIGERANT PURGE
- EMERGENCY SHUT-DOWN
- EMERGENCY SHUT-OFF
- EMERGENCY STOP
- EMERGENCY PURGE VENTILATION
- VENTILATION PURGE
- EMERGENCY VENTILATION START
- EMERGENCY VENTILATION STOP

* Custom Legends available, surcharge applies

CONTACT BLOCKS




PILNCCB and PILNOCB

One standard contact block is included with the station, which has a capacity of 1-6 contact blocks (additional block ordered separately). Contact blocks are finger-safe. Robust to withstand harsh environments. Silver alloy (Ag/Ni) contacts, with 10 A cartridge fuse short-circuit protection. Easy, secure mounting system. Screw clamp terminals. Accepts two #12-#24 AWG solid or stranded wires.

Specifications of Contacts

Ambient air temperature	Device Operation	°F(°C)	-13 to +158 (-25 to +70)		
Contact operation	N.O. / N.C.		Slow break		
Continuous current	Maximum thermal	<i>I</i> _{th}	10 A (Cartridge fuse short-circuit protection upstream)		
Rated operational Specifications conforming to IEC/EN 60947-5-1	a.c. Supply: Utilization category AC-15 NEMA A600	V	120	240	600
		A	6	3	1.2
		VA	720	720	720
	d.c. Supply: Utilization category AC-13 NEMA Q600	V	125	250	600
		A	0.55	0.27	0.1



Side and bottom view of Max Duty components Operator, Adaptor, and two Max Duty contact blocks.



FEATURES:

20 AMP H.P. Rated
1.5 H.P. @120V, 3 H.P. @240V

Lower installation costs

Reduced maintenance/downtime

Increased safety

1-2 contact block capacity (can be expanded to 6 blocks with optional deeper enclosure)

Same NEMA 1 rated enclosure as base Indoor station.

Please Note:

The base Station cannot be field upgraded to the Max Duty model.

CONTACT BLOCKS



PILNCCBMDY and PILNOCBMDY

One contact block is included with the station, which has a capacity of 1-2 contact blocks (additional block ordered separately). Available in N.O., N.C configurations. Max Duty contacts are the solution to your higher-current switching needs. Can switch twice as much current as typical “pilot-duty” contacts. They are suitable for starting and stopping small horsepower-rated motors. The net result can be lower installation costs, reduced maintenance/downtime, and increased safety. Screw terminals accept up to 10 AWG wires. Notes: * Max Duty contacts are not recommended for applications below 24V/100 mA.


Specifications of Contacts

Ambient air temperature	Operation	°F(°C)	-13 to +104 (-25 to +40)		
Continuous Current	Maximum thermal	I_{th}	24 A		
Rated operational Specifications	Switch/Pilot Duty - a.c. Supply:		120V AC, 12 A		
		- d.c. Supply:	24V DC, 10 A		
	Start/Stop Motor - a.c. Supply:		120V AC, 1.5 Hp	240V AC, 3 Hp	
		- d.c. Supply:	24V DC, 10 A FLA / 60 A LRA		

PillaSwitch BREAK GLASS STATIONS Product Line (shown with various options)



ST120SN3RSL(GS) + PILCLHCOV5A
Drip Guard Outdoor NEMA 3R w
Alarm, All Metal, Powder coated



WPSXBR
EZ Lens Swap Wall Plate Station
Stainless Steel



ST120N1ILSL(PO)
Indoor NEMA 1 w Illuminated LED
Operator, All Metal, Powder coated



ST120SN4XS304 + PILCLHCOV5
Stainless Steel 304 Outdoor NEMA 4X
w Cover, All Stainless



ST120SN4XNM + PILCLHCOV1
Outdoor NEMA 4X, side hammer
Non-metallic w Cover, standard
Contact Blocks



ST120SN4P3SL(VSTA)
Watertight Outdoor NEMA 4 w
Selector, All Metal, Welded Seams



ST120FN1SL(PO)
Indoor NEMA 1 Flush Mount,
All Metal, Powder coated



ST120SN4XBRS�(PO)VR
EZ Lens Swap, NEMA 4X w EPO
Voltage Ready Indicator (24-120V)



ST120SN4XS304IL
Stainless Steel 304 Outdoor NEMA
4X w Illuminated LED Operator